



DRUM/BARREL PUMPS HVDP SERIES

Sealed, High Viscosity/High Head

Progressive cavity, positive displacement, mechanically sealed pump for high viscosity liquids up to 20,000 cP (HR model) or 100,000 cP (LR model).

- Heavy duty 316SS tube construction
- Buna-N, FKM, and PTFE stator options
- FDA-compliant option
- Bellows Type 21 mechanical seal
- Unique camlock feature for quick disassembly
- Optional foot design for drums with liners




Applications:

Oils, resins, solvents*, waxes, adhesives, silicone, lotions, polymers, honey, juice concentrate, hair & bath gel, corn syrup, etc.

Camlock



Foot



HVDP-LR



HVDP-HR



CONSTRUCTION SPECIFICATIONS

Pump Model	Construction Materials		Tube Dia.	Discharge	Hose Size	Max. Temp.*		Min. Temp.		Tube Lengths
	Outer Tube	Internals				°F	°C	°F	°C	
HVDP-HR	316 Stainless Steel	316SS, Buna-N, PTFE or FKM	2 (5.1)	1-1/2", 2" Hose Barb ¹	1-1/2 (3.8), 2 (5.1)	180	82	-20	-29	27 (69)
HVDP-LR	316 Stainless Steel	316SS, Buna-N, PTFE or FKM	2 (5.1)			180	82	-20	-29	40 (102) 48 (122)

¹1-1/2" tri-clamp discharge fitting available for FDA-compliant pumps

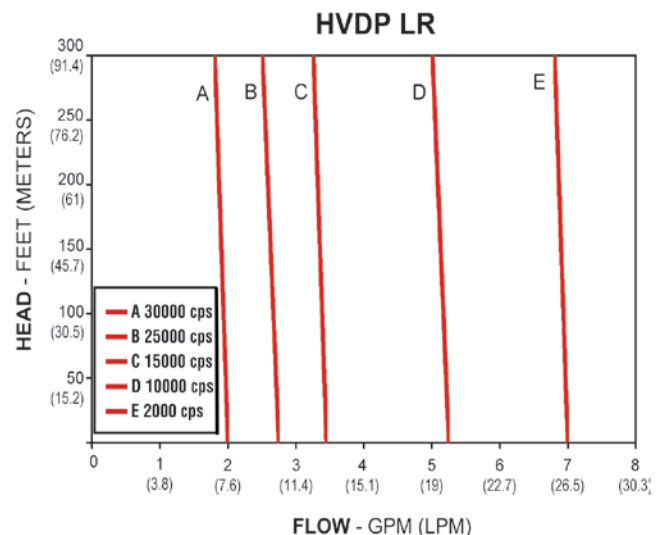
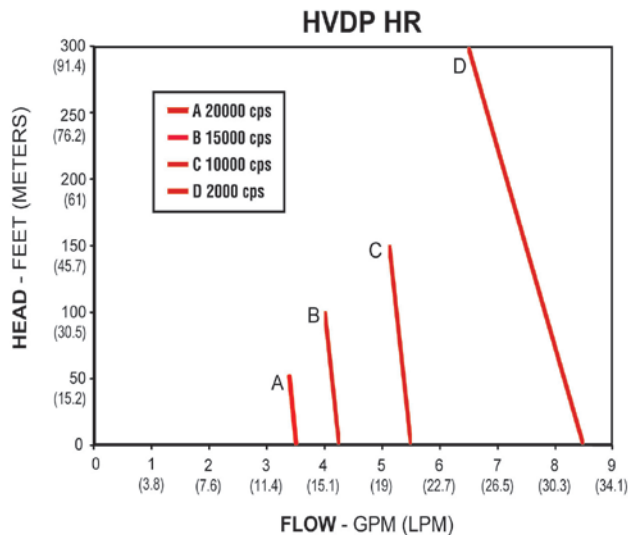
PERFORMANCE DATA

Pump Model	Maximum Flow**		Maximum Head**		Maximum Working Pressure	Maximum Specific Gravity	Maximum Viscosity - Centipoise (cP)	
	Electric gpm (lpm)	Air gpm (lpm)	Electric ft (m)	Air ft (m)			Electric	Air
HVDP-HR	9 (32)	N/A	300 (91)	300 (91)	120 psi (8 bar)	1.8	20,000	N/A
HVDP-LR	7 (27)	7 (27)	300 (91)	300 (91)	120 psi (8 bar)	1.8	100,000	100,000

*When pumping flammables or combustibles, use explosion proof electric or air drive motors on stainless steel tubes with static protection kit.

**Testing performed with 2,000 cP liquid at 68°F (20°C). Actual performance can vary by +/- 10%. Actual performance will decrease with increased fluid viscosity and specific gravity.

Use the handy online Pump Selector at www.finishthompson.com for help choosing a pump.



DRUM/BARREL PUMPS

MOTOR DATA



HR
TEFC (M73, M74, M75, M76), EX PROOF (M77, M78)



LR
TEFC (M60-M64), EXP PROOF (M67, M69)



Air
(M65, M66)

Model	Description	Certification	Requirements	Input	Output	RPM	Maximum Viscosity cP
-------	-------------	---------------	--------------	-------	--------	-----	----------------------

TEFC (Totally Enclosed Fan Cooled)

M73	Continuous duty, IP55. 12 ft. (3.5 m) cord with plug, downdraft cooling & quick connection to pump without tools. M73/M74 are single speed with manual circuit breaker. M75/M76 are variable speed, solid state overload protection, zero voltage release. For use with HR model.	QPS	115V/1ph/60 Hz	1000 W	680 W	12,000	10,000
M74		CE	230V/1ph/50-60 Hz	1000 W	680 W	12,000	10,000
M75		QPS	115V/1ph/60 Hz	1000 W	680 W	0-12,000	20,000
M76		CE	230V/1ph/50-60 Hz	1000 W	680 W	0-12,000	20,000
M60	Continuous duty, IP54 12 ft. (3.5 m) cord with no plug. For use with LR model.	Independent Testing Laboratory Approval	115V/1ph/60 Hz	Varies by manufacturer	0.75 kW	3,450	15,000
M61			115V/1ph/60 Hz		1.1 kW	3,450	30,000
M62			115V/1ph/60 Hz		1.5 kW	3,450	100,000
M63			230V/3ph/50-60 Hz		0.75 kW	2,850/3,450	15,000
M64			230V/3ph/50-60 Hz		1.5 kW	2,850/3,450	100,000

Explosion Proof Motors

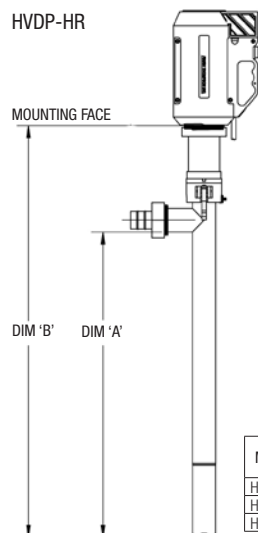
M67	Suitable for use in hazardous areas, ideal for flammable liquids. Continuous duty. For use with LR model.	Independent Testing Laboratory Approval	115V/1ph/60 Hz	Varies by manufacturer	0.75 kW	3,450	15,000
M69					1.5 kW	3,450	100,000
M72			230V/3ph/50-60 Hz		1.5 kW	2,850/3,450	100,000
M77	Continuous duty, IP55. 12 ft. (3.5 m) cord without plug, downdraft cooling & quick connection to pump without tools. Variable speed, solid state overload protection, zero voltage release. For use with HR model.	QPS	115V/1ph/60 Hz	1000 W	680 W	0-12,000	20,000
M78		CE	230V/1ph/50-60 Hz	1000 W	680 W	0-12,000	20,000

Air Motors†

M65	Lightweight. Variable speed. Operates from customer supplied compressed air source. Muffler and control valve supplied. For use with LR model.	CE	100 psi @ 25 cfm	-	0.55 kW	300-3,000	15,000
M66		CE	100 psi @ 70 cfm	-	1.1 kW	300-3,000	100,000

†An air motor is a non-electrical device meaning possibility of explosion from igniting flammables/combustibles is reduced. Air motor performance will depend upon user's system setup.
Note: Motor adapters are also available to permit installation of customer supplied NEMA or IEC motors.

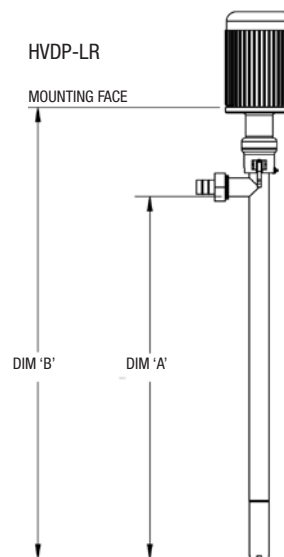
HVDP-HR



MODEL	DIM 'A' (IN.)	DIM 'A' (MM)	DIM 'B' (IN.)	DIM 'B' (MM)
HVDP-27	26	660.4	35-1/16	889.8
HVDP-40	39	990.6	48-1/16	1220
HVDP-48	47	1193.7	56-1/16	1423.2

DIMENSIONS

HVDP-LR



MODEL	DIM 'A' (IN.)	DIM 'A' (MM)	DIM 'B' (IN.)	DIM 'B' (MM)
HVDP-27	26	660.4	35-10/16	904.2
HVDP-40	39	990.6	48-10/16	1234.4
HVDP-48	47	1193.7	56-10/16	1437.6



DRUM/BARREL PUMPS BT SERIES

Sealed, High Viscosity

High viscosity sealed design with PTFE screw-type lifting compressors for liquids up to 15,000 cP.

- 316 stainless steel tube construction
- Interchangeable with motors
- Up to 15,000 cP with 3 hp motor
- Optional FDA-compliant materials with tri-clamp discharge



Applications:

Oils, resins, solvents*, adhesives, polymers, gear lube, glycerin



Use the handy online Pump Selector at www.finishthompson.com for help choosing a pump.



CONSTRUCTION SPECIFICATIONS

Pump Model	Construction Materials		Tube Dia.	Discharge	Hose Size	Max. Temp.*		Min. Temp.		Tube Lengths
	Outer Tube	Internals	in (cm)	Size & Type	in (cm)	°F	°C	°F	°C	in (cm)
BTS-40	316SS	316SS, PTFE	2 (5.1)	1-1/2" Hose Barb	1-1/2 (3.8)	200	93	-20	-29	40 (102)
BTS-40-BTC	316SS	316SS, PTFE	2 (5.1)	1-1/2" Tri-Clamp	1-1/2 (3.8)	200	93	-20	-29	40 (102)

PERFORMANCE DATA

Maximum Flow**		Maximum Head**		Maximum Specific Gravity	Maximum Viscosity	
Electric gpm (lpm)	Air gpm (lpm)	Electric ft (m)	Air ft (m)		Electric	Air
10 (38)	10 (38)	200 (61)	200 (61)	1.8	15000 cP	15000 cP

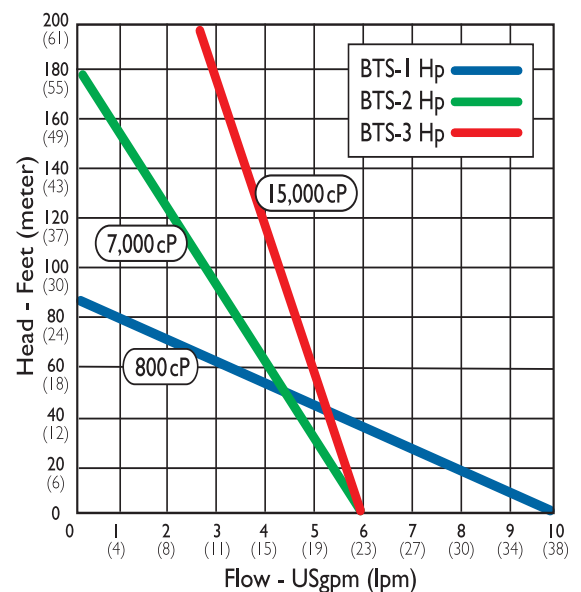
*When pumping flammables or combustibles, use explosion proof electric or air drive motors on stainless steel tubes with static protection kit.

**Actual performance can vary by +/- 10%. Actual performance will decrease with increased fluid viscosity and specific gravity.

VISCOSITY DATA

Viscosity (cP)	800	3,000	5,000	7,000	15,000
Max Flow gpm (lpm)	10 (38)	6 (23)	6 (23)	6 (23)	6 (23)
Max Head feet (meter)	80 (24)	80 (24)	125 (38)	175 (53)	200 (61)

Note: Maximum viscosity based on 60 Hz operation.



DRUM/BARREL PUMPS

MOTOR DATA

TEFC
(M15, M16, M17, M27, M28, M29, M39, M40)
Ex-Proof TEFC
(M24X, M25X, M26X, M33X, M34X)



Air
(M18, M19, M20)

Model	Description	Certification	Requirements	Output	RPM	Maximum Viscosity cP
				kW		

TEFC (Totally Enclosed Fan Cooled), IP54 Motors

M15	Continuous duty, 12 ft. (3.5 m) cord.	*	230-460V/3ph/60 Hz	0.75	3,450	800
M16				1.5	1,725	7,000
M17				2.2	1,725	15,000
M27			115-230V/1ph/60 Hz	0.75	3,450	800
M28				1.5	1,725	7,000
M29				2.2	1,725	15,000
M39			220-380-440V/3ph/50 Hz	0.75	2,850	1,000
M40				1.5	1,425	8,500
M41				2.2	1,425	15,000

Explosion Proof Motors

M33X	Suitable for use in hazardous areas, ideal for flammable liquids. Continuous duty rated.	*	115-230V/1ph/60 Hz	0.75	3,450	800
M34X				1.5	1,725	7,000
M24X			230-460V/3ph/60 Hz	0.75	3,450	800
M25X			230-460V/3ph/50-60 Hz	1.5	1,450/1,725	7,000
M26X				2.2	1,450/1,725	15,000

Air Motors^{††}

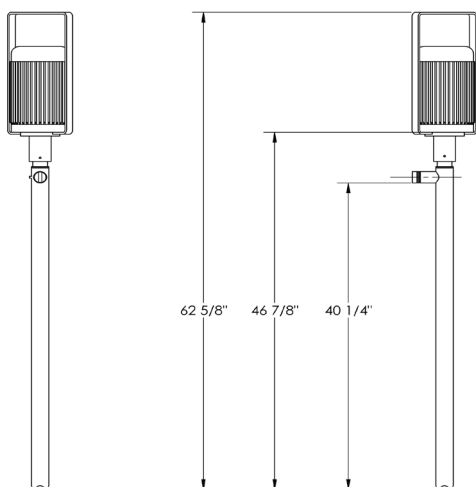
M18	Lightweight. Operates from customer-supplied compressed air source. Variable speed. Muffler and control valve supplied.	CE	100 psi @ 40-70 cfm	0.75	300-3,000	800
M19			100 psi @ 80-120 cfm	1.5	300-3,000	7,000
M20			100 psi @ 120-170 cfm	2.2	300-2,500	15,000

*Carries independent testing laboratory approval. [‡]Motor suitable for hazardous areas that do not require independent certification.

[†]An air motor is a non-electrical device meaning possibility of explosion from igniting flammables/combustibles is reduced. Air motor performance will depend upon user's system setup. Note: Motor adapters are also available to permit installation of customer supplied NEMA or IEC motors.

DIMENSIONS

Note: Dimensions are for reference only.



ACCESSORIES

Drum Adapters



Static Protection Kit



Discharge Hoses

